

# Class of 25 Newsletter



MEADOW PARK  
SCHOOL

## Dear Year 10 parents and carers


Thank you for your continued support of Meadow Park School, helping us to get Year 10 ready to be as successful as possible. As a one-off, this newsletter is to keep you up to date with everything happening to support your child/ren as we approach the first mock exams. Other newsletters, aimed at Year 10/11 will be sent when we need to give you information so please keep a look out in your inbox and back-dated copies are available on our website. Our 'Class of 2025' are really special to us and we want them to have some amazing experiences and to aim high for their future.

With that in mind, Year 10 will have their first set of GCSE mock exams, starting the week beginning 24<sup>th</sup> June. The first written exam is Biology on Monday 24<sup>th</sup> June. Your child's class teachers will be providing them with all of the information that they need to prepare for the exams. They will also be showing them how and what they need to revise in order to be fully prepared.

A copy of the summer exam timetable is on the [website](#). Please make sure you have a copy up at home so you can help them with their organisation of what they have and when.

In order to maximise success in exams, your child will need to complete revision at home. Please help where you can by providing them with somewhere quiet to work.

If you have any questions about the upcoming exams, please speak to your child's tutor or their subject teacher in the first instance.



### Key dates for Year 10

- **Week beginning 17<sup>th</sup> June** In-class exams begin
- **Week beginning 24<sup>th</sup> June** Written exams begin contingency days
- **Week beginning 1<sup>st</sup> July** Work Experience (more details to follow)
- **Monday 8<sup>th</sup> July** – students return to school
- **Friday 19<sup>th</sup> July** - break up for Summer holidays.

*Kind regards,*

Mrs K Secker

Assistant Headteacher

Nurturing Excellence, Growing Aspiration, Thriving Together

# Class of 25 Newsletter




MEADOW PARK  
SCHOOL

## Useful revision websites and links


There are a wide range of revision apps and websites that students can use. Here are a few recommended ones that can be used on phones or laptops/computers:



BBC Bitesize secondary (11-16) site where there are resources, quizzes and lots of revision for all subjects. Go to KS4 and select a subject



Revision content for a range of subjects. Includes quick quizzes to check understanding.



Flash cards, quizzes and practice tests in a range of subjects.



duolingo

A language learning site that can support students studying Spanish



Use it to create a free revision timetable as well as accessing lots of free revision materials for a range of subjects

## Meadow Park School Website

You can find more information on our school website if you follow this link: <https://meadowparkschool.com/key-information/exams/>  
There are lots of tips on how to revise and the importance of organisation during the exams.

The 'Launchpad into Year 11' document gives practical help about revision and organisation, as well as information and guidance for parents and carers.

This page will be updated frequently with up-to-date information and regulations regarding exams.

You will also find revision lists for each subject in the 'Subject Specific Resources and Information' section.

Nurturing Excellence, Growing Aspiration, Thriving Together

# Class of 25 Newsletter



MEADOW PARK  
SCHOOL



## Subject Revision

Mr Bruff Language Paper 1 playlist.

<https://www.youtube.com/watch?v=hMhQIX9DCcQ&list=PLqGFsWf-P-cAltMxkEvJXCxgT-ZzFqAN>

Mr Bruff Power and Conflict playlist.


[https://www.youtube.com/watch?v=115XZNVcWII&list=PLqGFsWf-P-cAO64IBHZTFwTz2X0DD\\_Cxk](https://www.youtube.com/watch?v=115XZNVcWII&list=PLqGFsWf-P-cAO64IBHZTFwTz2X0DD_Cxk)

Comics and Lit – illustrated readings of the poems.

<https://www.youtube.com/watch?v=EKz1BABsoIM&list=PLZwZK8W4mrD1e-PUdekrBXNGcMYBoBg1>

Mr Bruff An Inspector Calls playlist.

<https://www.youtube.com/watch?v=CtqICljZtcY&list=PLqGFsWf-P-cDvuiSH8SycEDh1Ugke9tmb>



As part of the mock examinations your child will complete the exact Maths GCSE assessment structure as that which they will experience in Summer 2025.

All students will sit 3 Edexcel GCSE papers. Each paper is 1.5 hours long and consists of 80 marks worth of questions. Paper 1 is a non-calculator paper, for each of the other two papers calculators are permitted. Content will be from the full Edexcel GCSE specification. Consequently, a small number of topics may not yet have been seen by the students, but this exposes the learners to the challenge ahead of them and the full rigour of assessment. Grades awarded from the mocks are more accurate than those of a modified paper. Comparisons between each successive mock series are then more accurate through this model of assessment, with progress easily calculated by comparing like with like.

Students will sit one of 2 tiers; foundation or higher. This is dependent on current setting.

Students have been encouraged across the course to ensure that they are equipped for success. Each student should have a minimum of a black pen, pencil, ruler, sharpener, rubber, protractor and scientific calculator.

We strongly advise that students have either the CASIO fx-83GT, or the newer CASIO fx-85GT, as these are the models that staff demonstrate with in class.

In order to prepare for the examinations students should be regularly revising. This close to assessment that revision should be predominantly past paper practise to ensure that students are familiarising themselves with the greatest range of topics as possible.

Below are some websites that cater to this need;

<b>MathsGenie.co.uk</b>	<b>Past papers, worked solutions and video walkthroughs. Topic based questions are also available.</b>
<b>OnMaths.com</b>	Electronic/online past papers with instant marking
<b>1stClassMaths.com</b>	Past papers, worked solutions and video walkthroughs. Topic frequency analysis has also been conducted. Topic based questions are also available.
<b>Century Tech</b>	Our online home learning platform. Access to instructional videos and online questions.
<b>Corbett maths</b>	Excellent topic-based revision videos

# Class of 25 Newsletter



MEADOW PARK  
SCHOOL



## Subject Revision

What to revise	Topics to learn	Date of Exam	Click on the Link to access the revision and exam practice booklet
Biology Paper 1	Cells, Organisation and Infection	24 <sup>th</sup> June 2024	Knowledge organizer, lesson power points and past papers can be found here – <a href="https://finhampark.sharepoint.com/:f:/r/sites/Year10RevisionSupportforScience/Shared%20Documents/Biology%20Paper%201?csf=1&amp;web=1&amp;e=HqJvja">https://finhampark.sharepoint.com/:f:/r/sites/Year10RevisionSupportforScience/Shared%20Documents/Biology%20Paper%201?csf=1&amp;web=1&amp;e=HqJvja</a> Your son/daughter will have to log in using their school username and password to access this page.
Chemistry paper 1	Atomic Structure & The periodic table, Structures and Bonding, Quantitative Chemistry, Chemical changes,	25 <sup>th</sup> June 2024	Knowledge organizer, lesson power points and past papers can be found here – <a href="https://finhampark.sharepoint.com/:f:/r/sites/Year10RevisionSupportforScience/Shared%20Documents/Chemistry%20Paper%201?csf=1&amp;web=1&amp;e=f1Ww2">https://finhampark.sharepoint.com/:f:/r/sites/Year10RevisionSupportforScience/Shared%20Documents/Chemistry%20Paper%201?csf=1&amp;web=1&amp;e=f1Ww2</a> Your son/daughter will have to log in using their school username and password to access this page.
Physics paper 1	Energy, Particles, Electricity,	26 <sup>th</sup> June 2024	Knowledge organizer, lesson power points and past papers can be found here – <a href="https://finhampark.sharepoint.com/:f:/r/sites/Year10RevisionSupportforScience/Shared%20Documents/Physics%20Paper%201?csf=1&amp;web=1&amp;e=OKTnA">https://finhampark.sharepoint.com/:f:/r/sites/Year10RevisionSupportforScience/Shared%20Documents/Physics%20Paper%201?csf=1&amp;web=1&amp;e=OKTnA</a> Your son/daughter will have to log in using their school username and password to access this page.

What to revise	Topics to learn	Date of Exam
Physics paper 1	Energy, Particles and Electricity	24 <sup>th</sup> June 2024
Chemistry paper 1	Atomic Structure & The periodic table, Structures and Bonding, Quantitative Chemistry, Chemical changes	25 <sup>th</sup> June 2024
Biology Paper 1	Cells, Organisation and Infection	26 <sup>th</sup> June 2024

Nurturing Excellence, Growing Aspiration, Thriving Together


# Class of 25 Newsletter



MEADOW PARK  
SCHOOL



## Subject Revision



Design and Technology Exam Thurs 20<sup>th</sup> June

1 hour paper (in lesson)

Topics to revise:

- Plastics
- Timbers
- Metals
- Different types of movement
- Smart materials
- Ergonomics
- Health and safety in the workshop



Good websites for History are [www.eduquas.co.uk](http://www.eduquas.co.uk) - Past papers  
Youtube- Oversimplified



AQA Geography past papers and BBC bitesize (the same for RE).

Nurturing Excellence, Growing Aspiration, Thriving Together

# Class of 25 Newsletter



MEADOW PARK  
SCHOOL

## Exam Expectations at Meadow Park School

### Behaviour

- You must be silent at all times in the exam hall. Please do not communicate with your friends in any way (this includes communication using facial or hand gestures). Your exam paper may be rejected if you do
- Please listen carefully to the instructions of the invigilators in the exam. Make sure you follow their instructions
- Please only enter the exam room when instructed to do so, and please only leave when given permission
- Please meet in the Theatre before the exam, making sure that you sign in so that we know you are present. You will then be asked to line up in the area outside the sports hall
- You will leave your coats, bags, phones and watches in the changing rooms (which will be locked).
- Please make sure you are prepared for your exam prior to going inside. This includes checking you have your equipment, and going to the toilet if necessary
- Being prepared also means attending any revision classes and revising at home before the exam
- Remember to try your best!

### Equipment

- Please ensure you have the necessary equipment for your exam. This will always be a black pen to write with. **You may only write in black pen** (no pencils, blue/coloured pens or tippex are allowed). Your equipment could also include a ruler or a calculator. Please check with your teachers if you are not sure of the equipment for any exams. We will not be able to provide any spares on the day of the exam
- You can bring your equipment in a pencil case, but the pencil case must be see-through
- You may bring a drink into the exam hall, but only if your water bottle is clear and has the labels removed
- Mobile phones should be switched off and left in the changing room. You must not keep your phone with you, even if it is switched off. Your exam paper could be rejected if you are found to have your phone on you. You will be given one final warning to hand over your phone at the start of the exam
- Please put all bags in the area requested (for exams in the sports hall you will leave them in the area between the sports hall and the changing rooms). You must not keep your bag at your desk
- Please remove all your coats when entering and place them with your bag
- You are not allowed to wear any type of watch in your exam. There will be clocks on the walls for you to see
- You cannot take any notes or paper into the exam with you. You must only write on the booklet whilst in your exam. You should not have any writing on your hands or arms. If you run out of space on your paper, you can request more paper from an invigilator. If you do use extra paper, make sure it is clearly marked with your name and the question you are answering
- Your exam paper will have answer spaces for you to write your answers in.

Nurturing Excellence, Growing Aspiration, Thriving Together

# Class of 25 Newsletter



MEADOW PARK  
SCHOOL

## Exam Expectations at Meadow Park School cont.

### The Exam Hall

- Every student has an assigned seat. Please make your way calmly and silently to your seat. Only sit in your specific seat
- Make sure that you fill in the front of your booklet carefully and correctly when you are told to do so
- Listen carefully to any instructions which are given to you
- You may only start writing when instructed to do so. You must finish writing when instructed to do so
- The invigilators cannot help you with any of the questions or tell you which questions to answer. If you are unsure, you just have to answer the best that you can
- If you need anything, feel unwell, or have any problems, you must raise your hand and wait for an invigilator to come over to you. You must not leave your seat unless told that you can and you must not call out to get their attention
- Please try and keep an eye on the time during your exam. The invigilators will give you a reminder of the time remaining at certain points in the exam. There will be clocks around the hall so you can see the time
- If you need the toilet, you must ask the invigilator. The invigilator will escort you to the toilet. You cannot leave the exam room on your own
- It is always better to write something rather than leave a question blank, even if you are not certain on the correct answer.

### Revision Guides

Discounted revision guides will be available to order again in September so if you didn't order this time, you will be able to order revision guides for every subject then.

We wish our 'Class of 25' the very best of luck for their first mock exams.



Nurturing Excellence, Growing Aspiration, Thriving Together



**MEADOW PARK  
SCHOOL**

THRIVING TOGETHER