

Newsletter



MEADOW PARK
SCHOOL

Message from the Headteacher

Dear Parents and Carers

I hope you all had a lovely break over the Easter holidays. It was lovely to welcome all students and staff back this week. Whilst we have only just returned this week, next Monday is a public holiday and so school will be closed on Monday 5th May. Students should return on Tuesday 6th May ready for learning. This half term will be very short, with another holiday for May half term on Monday 26th May. Students have that week at home and return again on Monday 2nd June. Can I remind you that we do not authorise holidays during term time and students are expected to be in school at the appropriate times. If you are unsure when the school holidays are, you can check our school dates on our website or please contact us if you have any questions.

Last year we held our first Culture Day which was very popular with staff and students. Due to the popularity and importance of celebrating diversity, we will be holding a Culture Week next week. Students will have the opportunity to learn about different cultures, with special assemblies and a focus in lessons linking subject specialisms to different cultures. Throughout the whole week our catering team will be cooking food from around the world to celebrate different cultures. On Thursday 8th May, for that day only, students will be able to wear their cultural dress to school. Students not wishing to wear cultural dress, or those who do not have a cultural dress should wear their school uniform as normal. Many of the events for Culture Week have been suggested by students and

organised by the staff. I look forward to celebrating our cultural diversity. You will see within the Newsletter that we also have a cultural menu to celebrate Culture Week from Tuesday 6 to Friday 9 May.

Year 11, 12 and 13 have started their public exams, we wish all students sitting exams all the very best and look forward to celebrating results with them on results days on Thursday 14 (A Levels) and Thursday 21 August (GCSE's).

Now that the warmer weather has started to appear, please can I ask you to encourage your child to bring a refillable water bottle to school each day? Whilst students are allowed to have their water bottles in lessons, they are not allowed to leave during a lesson to fill up their water as there are opportunities throughout the school day to do so. We have cold water dispensers in the Dining Room which students can access before school, at break, at lunchtime and after school. Students are not able to go to the Dining Room outside of these times as it is closed for cleaning and food preparation.

I hope you enjoy the extended Bank Holiday weekend and hopefully be able to enjoy some sunshine.

With best wishes

Mrs Pettman
Headteacher


Nurturing Excellence, Growing Aspiration, Thriving Together



FINHAM PARK
MULTI ACADEMY TRUST

Issue: 2 May 2025

Meadow Park Uniform Swap Shop



MEADOW
PARK
SCHOOL

**Outgrown a blazer?
Ripped a shirt?
Need PE Kit?**

Come and choose
FREE pre-loved school
uniform at our Uniform
Swap Shop.

We have lots of outgrown, pre-loved branded school uniform, trousers, coats and much more...

Donations

Families can **donate** their old or unused uniform to the shop.
Washed, good-quality uniform, that you no longer need, can be brought to the swap shop or handed in at Reception.

Free

Our swap shop provides **free** uniform to those who need it. If you do not have anything to swap, you can make a donation for the items you need.

Exchange

Families can **exchange** their old uniform for new **pre-loved** items that fit better. Please bring in any washed, good-quality uniform that you would like to swap.

Open

Our **Uniform Swap Shop** is open on the **last Friday every month during term-time** in the old Visitor Reception, next to the Sixth Form Centre, from **9am to 10am and 3pm to 4pm.**

SAVE money, REDUCE waste, HELP the environment. Ask in school for details.

Culture Week 2025

There are lots of exciting things happening next week for Culture Week, including amazing world foods in the canteen, assemblies and opportunities to learn about how other cultures have influenced your subjects!

On Culture Day (Thursday) you are invited to wear cultural dress to school. If you are not wearing cultural dress, you must attend in uniform.

At lunchtime Y10 and Y11 are invited to an event to showcase their cultural dress and celebrate diversity at MPS.



The poster for Culture Week 2025 at Meadow Park School features a green background with a large orange abstract shape in the center. At the top left is the school's crest and name. A row of ten diverse children holding hands spans the top. The central orange shape contains the event details. Another row of ten diverse children holding hands spans the bottom.

MEADOW PARK SCHOOL

CULTURE WEEK: 6TH-9TH MAY

- WORLD FOODS MENU ALL WEEK IN THE CANTEEN
- ASSEMBLIES ABOUT CULTURAL DIVERSITY

THURSDAY 8TH MAY :

CULTURE DAY!

- OPPORTUNITY TO WEAR CULTURAL DRESS (ALL YEARS!)
- LUNCHTIME EVENT IN THEATRE FOR Y10 AND Y11



MEADOW PARK
SCHOOL



Week of Culture

Tuesday 6th May

Menu

Tuesday — Jollof Rice—Chicken Yassa

Wednesday—Polish Pierogi Dumplings

— Sour Croute

Thursday — Chickpea Dal

Bombay Potatoes

Friday — Mititei (Mici)



Head of House Awards

The Head of House Awards were
awarded to:



Sol 2's Charity Chocolate Raffle!

We are raising money for Coventry Cyrenians, who help the homeless in Coventry find shelter and employment.

We will be coming round tutor times next week and the week after to sell tickets, and you can also buy tickets from Miss Chapman in F11. Please have correct change!



News from the Library

Chillout Monday:

It's May Day so chill out at home as there is no school 😊

Rowdy Tuesday:

Train of Thought

After school on Tuesday:

Library open for revision, games etc.

Geeky Wednesday:

Pokémon TCG

Sporty Thursday:

Football Brainbox

After school on Thursday:

Library open for revision, games etc.

Creative Friday:











Creative writing (poetry competition)

Mr Spencer and Mrs Dearden
Librarians

Growing Aspirations– Sports Updates

Upcoming fixtures:
 Tuesday 6th of May – Girls Cricket Festival
 Wednesday 7th of May - Inter and Junior County Champs at Warwick University track.

Mr Kandola and the PE Department

<div> <div>MEADOW PARK SCHOOL</div> <div>THRIVING TOGETHER</div> </div> <div>Enrichment Clubs – Half Term 5 and 6 (Up to Summer)</div> <div>MEADOW PARK SCHOOL</div> <div>THRIVING TOGETHER</div>			
	Break	Lunch	After School
Monday	Basketball Sports Hall 	Chess Club Library Book Club F17 All Year Rounders Field (LTA) 	Cricket Field (GSK) Athletics (Week 1 track event, Week 2 100m) Field (LTA) Student Dungeons & Dragons Library Fashion and Textiles T04 (10 spaces!) MPTC Rehearsals G1 Tunnock's Teacake Challenge F22 
Tuesday	Basketball Sports Hall	Rowdy Tuesday Library Science Club S05 	Year 7 Swimming Alan Higgs Centre (GFR) KS3 Football Field (ASN) Drop in Free and Easy Library MPTC Rehearsals G16 Homework / Coursework Club F23 
Wednesday	Basketball Sports Hall	Geeky Wednesday Library	
Thursday	Basketball Sports Hall 	Sporty Thursday Library 	Tennis Outdoor Tennis Courts (GSK) KS4 Football Field Rounders Field Robotics Club F18 (10 spaces!) Music Practice G16 Craft Club F23 Drop in Free and Easy Library Homework / Coursework Club F23 
Friday	Basketball Sports Hall	Creative Friday Library Crochet Club G08 	KS4 Basketball Sports Hall (RMV) 

HEALTH & WELLBEING



EVE FRASER
PHYSICAL AND
MENTAL HEALTH
LEAD

Teenage Booster Vaccinations are due!

The Coventry Immunisation team will be in school on the 6th of May 2025 to deliver the teenage booster immunisations to all year 9, 10 and 11 students who have consented.

Please check your emails over the Easter break and complete the consent form



Coventry Team

Email: Bewise.Immunise@covworkpt.nhs.uk

Tel: 02476 961 422



**IMMUNISATION TEAM
KEEPING YOU SAFE**

Year 11 Prom

Payment is due by Friday 9th May to ensure you have a ticket, payable via ParentPay.

Please see Mrs Symon if you need more information.



New Parent App and School Communication

Please sign up to our new parent portal MyChildAtSchool (MCAS).



DON'T FORGET to enable push notifications for the MyChildAtSchool app on your phone so you can see all emails and letters the school sends you.

All schools in the Trust are using Bromcom and MCAS so for Meadow Park School, it means MCAS replaces School Synergy.

MCAS is now live, so as soon as you sign up you will be able to see your child's information. As School Synergy is linked to our old MIS it is no longer updating, therefore in order to view your child's timetable, see their attendance and behaviour points you will need to sign up to MCAS.

You have access to all the same information as you had in School Synergy. MCAS allows us to securely share your child's/children's achievement points, attendance, school reports, letters and school diary whenever you wish. The portal also provides general useful information about the school such as flash announcements. This will be our **primary means of communication** with you, from now on. Please make sure you enable notifications for MCAS as this is the way we will send you emails and letters.

To login to the MCAS Parent Portal, we have enabled you to 'self-sign on'. All you will need for this is your email address that the school has on record for you. Enter the school postcode CV34BD (without a space) or use our identifier 15028. Search for Meadow Park School.

School Communication

All communication from school is now via Bromcom and if you sign up to the parent portal MCAS then you will receive notifications from the school via the app. You can view all letters and emails, past and present, in MCAS. If you don't have the app then you will receive a normal email. Please add '15028@bromcomcloud.com' to your address book in order to prevent messages being blocked by your spam/junk filters.

How to Self-Sign Up for Parents

Parents and carers can access the MCAS Parent Login screen in two ways:

1. From within your web browser type **www.mychildatschool.com**
2. Download the free **MyChildAtSchool** parent app from either the Apple App Store or Google Play.

When you use the parent portal for the first time you will need to Sign-Up. Full instructions have been emailed home or they can be found on our website.

If you require any assistance logging in for the first time, please contact the School Office by emailing admin@meadowparkschool.com or telephone 02476 302580.

Uniform



Green school blazer



Grey V-neck sweater



Tie



Skirt



Trousers

School shoes guidance

Plain black with no logos
No high heels, 'sliders', boots, sling back or open-toed shoes
Black leather or leather effect

TRAINERS AND CANVAS SHOES (VANS/CONVERSE) ARE NOT ACCEPTABLE



Summer Term 2025

Term Starts	Monday 28th April
May Day Bank Holiday	Monday 5th May
Half Term	Saturday 24th May – June 1st June
Last Day of Term	Friday 18th July
Summer Holiday Starts	Saturday 19th July

Road Safety...Walking safety!

Did you know in the UK approximately 1,200 children are injured in traffic-related collisions within 500 metres of a school each MONTH. That's almost 7 incidents PER DAY!

At Meadow Park we are all too familiar with the dangers around the entrance to the school being placed on a bend in the road. With parents in a rush to collect or drop off their children having to get to work and other drop-off points it's easy to forget about safety first. We ask that you are mindful not to block the road around the school and be especially vigilant due to our students (and others walking to Primary schools) crossing roads whilst walking to school. If you can please drop students slightly away from school to ease congestion and keep the front of school as safe as possible.

With Road Safety in mind - we've added a guide this week to look through and ask you to consider checking with your children (regardless of their age) if they are aware of HOW to cross a road SAFELY. Practising whenever you can and especially new routes as children move up to secondary school can be really useful!

SAFETY ADVICE FOR WALKING

Be aware of your surroundings:

- Pay attention to your environment, if something feels off or unsafe – it probably is.
- Don't have headphones with music playing so you cannot hear your surroundings, consider turning the volume down (or off) or having one ear phone in.

Avoid Shortcuts:

- Choose well lit areas with passers-by that are well travelled. Avoid cutting through isolated or dark areas for a shortcut.

Face the Traffic:

- When walking or running, consider facing traffic so you can see approaching vehicles and avoid being approached from behind unnoticed.

Keep valuables out of sight:

- Don't display expensive items like phones, watches or jewellery. This could make you a target for theft.

Be Seen:

- Wear something reflective if it's dark. Wearing dark clothes can make you almost invisible to cars.

Stay Connected:

- Ensure you have a phone that's charged and close to hand for emergencies.

Stay Safe!

Paul Rule
Child Protection Officer & Senior Pastoral Support Manager

10 Top Tips for Parents and Educators SAFETY ON THE ROAD

Traffic-related incidents are a significant risk for young pedestrians and cyclists, so understanding road safety is crucial for children's wellbeing. While all road users share responsibility for keeping one another safe, this guide offers strategies for empowering young people to navigate the roads confidently and responsibly.

1 TAKE PRACTICE JOURNEYS

Making 'practice' journeys with children is a great way to help them stay safe, thereby modelling responsible behaviours and having road safety conversations as they prepare to travel independently. Add hazard perception activities like spotting vehicles – which may have a green number plate – and visit a local road safety centre. Children learn by watching others, remind them that their green might not always be the best role model.

2 BE BRIGHT, BE SEEN

Visibility is lower during darker winter days, and drivers need to take extra care to look out for pedestrians. Wearing bright and reflective clothing can help make children more visible to drivers near roads. In poor daylight conditions, encourage children to wear light, bright or fluorescent clothing. When it's dark, wear reflective clothing or materials such as a reflective armband or jacket.

3 EYES UP

Encourage children to look up and keep their eyes up the road. Teach them to constantly monitor traffic and proceed double-checking the road before crossing – looking right, left and then right again.

4 LIMIT DISTRACTIONS

Where possible, devices like phones should be kept away from children while on and about their needs. If they're carrying devices, these should be put away until they've reached their destination. Children must also avoid playing with toys or being distracted by friends. If a friend wants to show them something funny on their phone, there'll be time for that once they're safely arrived.

5 SLOW DOWN

Stress the importance of walking instead of crossing. Immediately it can be tricky to judge the speed of traffic and how vehicles that could cause a trip or a fall. For safety, children must stop and think before they get to the kerb and should always wait – not run – when crossing the road. They should avoid crossing until they're certain they have plenty of time. Even if traffic seems to be going away, it could still be approaching very quickly.

6 STOP BEFORE THE KERB

Teach children to stop before reaching the kerb – not right at the edge of it. Making sure they get to the kerb allows them to see if anything's coming, whereas getting too close to traffic is dangerous. If there's no pavement, children should stand back from the road's edge but ensure they can still see approaching traffic.

7 CROSS SAFELY

Children should always find a safe spot to cross the road, prioritising zebra crossings or pedestrian crossings, footbridges and subways. Find a place where they can see traffic coming from both directions. Avoid crossing near junctions, bends in the road, or obstacles that block their view. Instead, moving to somewhere they can see and be seen, remind them to use their eyes and ears together when checking the road, as sometimes they can hear traffic before they can see it. Looking and listening while crossing helps them quickly spot both, including cyclists and motorcyclists, driving between other vehicles.

8 PARKED VEHICLES

Crossing between parked vehicles is very dangerous. Teach children to use extra caution if crossing in this way, and, ideally, avoid it altogether. They should use the visible edge of a vehicle as it were the kerb, waiting and checking for traffic before moving. They should ensure vehicles aren't about to move, by looking for drivers in the vehicles and listening for engines running – but remember that electric vehicles may mean all silently. They should always make sure there is a gap between any parked vehicles on the other side, so they can reach the pavement.

9 REVERSING VEHICLES

Children must never cross behind a reversing vehicle – it's extremely dangerous. Remind them to look for white reversing lights and listen for the warning sounds. Can they hear the engine sound or a radio playing inside the vehicle?

10 WAIT FOR THE BUS TO LEAVE

When getting off a bus, children must wait for it to leave before crossing so they can have a clear view of the road in both directions. This also allows them to see and be seen by other road users. Crossing near large vehicles is particularly dangerous and should be avoided.

Meet Our Expert

THINK is a year-round national campaign that aims to encourage safe road behaviours – whether we're driving, cycling, horse riding or walking – with the aim of reducing the number of people killed and injured on the UK's roads each year. Find out more at: <http://www.think.gov.uk/education-resources/>



The National College



MEADOW PARK SCHOOL

THRIVING TOGETHER